

Bounus EDU Tutorial

1. Open up JCCC Link :
<https://crm.jccc.edu/admissions/index.html?componentId=387dc83f-900b-93a1-9b09-52320d03a8bb>
2. Under “Start an application” click “here”



3. Fill in information that required. Make sure you enter a valid email address in order to receive account info.

Start an application

First Name

Middle Name


Last Name

Previous/Maiden Name


Suffix

Email

Confirm Email

Birth Date 

Username

Password 

Confirm Password

4. Enter the same information as shown in the picture to avoid complex question.

Ethnicity

Not Hispanic or Latino ▼

Race

Asian ✕

Gender *

Female ▼

SSN



Confirm SSN

Do either of your parents
have a degree?

No ▼

Have you or a family
member served, or are
you or a family member
currently serving, in the
U.S. Armed Forces? *

No ▼

Need assistance? [Email admissions](#) or call 913-469-3803.

Previous Education

Which of the following
applies to you? *

None of the above

Undergraduate College(s)

Enter all undergraduate (associate and bachelor level) colleges you have attended. Do not enter graduate work (master and doctoral level).

You may skip this section if you have not attended another college.

SEARCHING HINT - Spell out the college's name. UMKC should be University of Missouri Kansas City. KU should be University of Kansas. You can also search by part of the college's name, city or state.

Previous College

Foreign School



Add Another College

Have you successfully
completed a college-
level English course at a
U.S. college? *

Yes



Have you successfully
completed a college-
level Math course at a
U.S. college? *

Yes



As a degree seeking student, I will [request official transcripts](#) from each undergraduate institution I have attended to be sent to JCCC Admissions. I understand that if I do not do so, a hold preventing registration will be placed on my account. Hand-carried and faxed transcripts will not be accepted.

As a non-degree seeking student, official transcripts are not required for admission, but may be needed to [prove completion of pre-requisites](#).

I agree *



I will request official transcripts from each college I attended as outlined above.

5. Choose a random major.

Select the major you plan to pursue **at JCCC**.

- If you plan to transfer and earn a bachelor's degree, select Liberal Arts, as it is our general transfer degree.
- If you are not seeking a degree or certificate from JCCC, please select Non Degree Seeking. Note that non degree seeking students are not eligible for financial aid, scholarships or Veteran's benefits.
- Selecting Undeclared Major will place you in our Liberal Arts degree program.

Visit our [Course Catalog](#) for a complete listing of degree and certificate options at JCCC.

Students still in high school must be non-degree seeking and are not eligible for financial aid.

- Some of our majors are not eligible for financial aid. If your major does not display, uncheck the "Requesting Financial Aid" box.

Requesting Financial Aid ☒

Filter Program By:

Program *

Academic Term*

Educational Goal at JCCC *

Need assistance? [Email admissions](#) or call 913-469-3803.

[← Previous](#)

[Next →](#)

6. Enter a personal information (feel free to search up a random one).

Citizenship

Citizenship Definitions

- **Citizen** = Individuals who were born in the United States or have completed the US naturalization process.
- **Non-resident Alien** = Individuals in the US on a Visa, Nonimmigrants and Undocumented status.
- **Resident Alien** = Pending Permanent Residents, Permanent Residents (also known as green card or alien registration card holder) and those in the US on Asylum (Asylee) or Refugee status.

Citizenship Status *

Nation of Birth *

Native Language *

Need assistance? [Email admissions](#) or call 913-469-3803.

[← Previous](#)

[Next →](#)

If student is claimed on parent's tax return, dependent status is yes.


If you have lived at your current address more than one year, you may estimate your move in date.

Please manually enter your address.

(Using auto-fill software to complete your address will cause an error when you attempt to submit your application.)

Are you a dependent? *

Current Address *

The day you moved into the above address * 

Enter a number where JCCC can reach you in case of an emergency on campus or school closure.

Phone Number (US) *

Need assistance? [Email admissions](#) or call 913-469-3803.

[← Previous](#)

[Next →](#)

7. Click Agree

Please read and review the following educational information for your personal safety, and the policies and procedures necessary to be a successful student at JCCC.

[Student Handbook](#)

[Student Financial Responsibility Statement](#)

[Determination of Residency](#)

[Keeping Our People Safe](#)

[Annual Crime Statistics and Summary Report and Prevention Tips](#)

I agree * ☒ I have read and understand the information on each of these sites. Further, I understand that my degree or certificate may be awarded by the college upon completion of my program of study.

Need assistance? [Email admissions](#) or call 913-469-3803.

[← Previous](#)

[Next →](#)

8. Review and make sure all your info is valid.

JCCC Application x

安全 | https://crm.jccc.edu/admissions/app.html?componentId=387dc83f-900b-93a1-9b09-52320d03a8b

Summary Pank Wang

Personal Information >

Previous Education >

Academic Major at JCCC >

Citizenship >

Address >

Need to Know >

Summary >

Need to Know

Please read and review the following educational information for your personal safety, and the policies and procedures necessary to be a successful student at JCCC.

[Student Handbook](#)

[Student Financial Responsibility Statement](#)

[Determination of Residency](#)

[Keeping Our People Safe](#)

[Annual Crime Statistics and Summary Report and Prevention Tips](#)

I agree

- I have read and understand the information on each of these sites. Further, I understand that my degree or certificate may be awarded by the college upon completion of my program of study.

Need assistance? [Email admissions](#) or call 913-469-3803.

☒ I certify that the information above is correct and complete.

Submit

9. Congruaduation! You just finish the registration!!! You will receive a notification email right at this point.

JCCC Application x

安全 | https://crm.jccc.edu/admissions/app.html?componentId=387dc83f-900b-93a1-9b09-52320d03a8b

Summary Pank Wang

Your Application Has Been Submitted!

Pank,


Your application for admission is now complete. Once it has been processed by the admission office, an email will be sent to Cusuch1932@dayrep.com. Your acceptance email will include your student ID number and your MyJCCC user name and password.

Please visit these sites for important enrollment information:

- [College Now Steps to Enroll](#) (for students still in high school)
- [Steps to Enroll](#)
- [Credit Class Schedule](#)
- [Credit Catalog](#)
- [Instant Message, Email or Schedule and Appointment with Academic Advising](#)

Do not hesitate to call the Student Success Center at 913-469-3803 with questions.

You're one step closer to becoming a Cavalier!



FROM	SUBJECT	TIME
JCCC Admissions <jcccadmissions@jcc	JCCC application for admission received, but not yet processed	4:18 AM UTC

To: Cusuch1932@dayrep.com
From: JCCC Admissions <jcccadmissions@jccc.edu>
Subject: JCCC application for admission received, but not yet processed
Received: Wed, May 17, 2017 at 4:18 AM UTC (19 minutes ago)
Expires: Thu, May 18, 2017 at 4:18 AM UTC

Pank,

JCCC has received your application for admission. You will receive an email to this address once your application has been processed.

In the meantime, visit these sites to learn about the enrollment process:

- * College Now Steps to Enroll (for students still in high school) <http://www.jccc.edu/admissions/high-school>
- * Steps to Enroll <http://www.jccc.edu/enroll/credit-steps/index.html>

You may review your submitted application by clicking here <http://admissions.jccc.edu>.

We look forward to having you join the Cavalier family!

Feel free to contact us at 913-469-

10. Please allow 2-3 business day for you to recive the edu account info email.

Welcome to JCCC! Your Next Step: Check out your PersonalAdmission Plan! ☆

发件人: jcccadmissions <jcccadmissions@jccc.edu> (由 qq.com@gmail.com 代发)

时 间: 2017年4月19日(星期三) 上午6:36 (UTC-07:00 休斯顿、蒙特雷时间)

收件人: < >

Kilbourne, Melvin ,

Thank you for submitting an application for admission to Johnson County Community College. Follow ALL instructions below to setup your MyJCCC account to view your Personal Admission Plan.

JCCC Student ID number: 0086

Set your own password by visiting <http://password.jccc.edu> and entering this information:

Username: ml

Password: !

Follow the prompts to register your security questions and answers and establish your password.

To log in to MyJCCC, visit www.jccc.edu, hover over Login in the upper right corner, select MyJCCC and provide your user name and newly created password.

To find out more about the enrollment process, visit <http://www.jccc.edu/admissions/enrollment>.

Still have questions?
Please call the Student Success Center at 913-469-3803.

Trouble logging into MyJCCC?
Please call the Help Desk at 913-469-8500 x 4357.